



2022 School Statutory Performance Information

Early Years

	National Average (2022)	Dovecotes (2022)
Reception Good Level of Development	72% (2019)	52%

Year 1 Phonics

	National Average (2022)	Dovecotes (2022)
Year 1 Phonics	76%	91%

Key Stage 1 (Year 2)

	National Average (2022)			Dovecotes (2022)		
	Reading	Writing	Maths	Reading	Writing	Maths
Expected Standard	67	58	68	65	59	65
Greater Depth Standard	18	8	15	32	21	21
Combined Expected Standard Reading Writing Maths	54			53		
Combined Greater Depth Standard Reading Writing Maths	6			18		

Key Stage 2 (Year 6)

	National Average (2022)			Dovecotes (2022)		
	Reading	Writing	Maths	Reading	Writing	Maths
Expected Standard	74	69	71	80	72	67
Greater Depth Standard	28	20	22	22	15	26
Combined Expected Standard Reading Writing Maths	59			61		
Combined Greater Depth Standard Reading Writing Maths	7			13		

KS2 progress scores in reading, writing and maths

Reading

Number of pupils = 42

Pupils with adjusted scores = 0

Progress score 0.72

Confidence interval
-1.2 to 2.6

Writing

Number of pupils = 42

Pupils with adjusted scores = 0

Progress score 1.27

Confidence interval
-0.6 to 3.1

Maths

Number of pupils = 42

Pupils with adjusted scores = 0

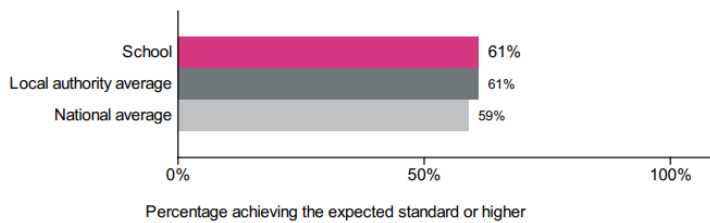
Progress score 0.78

Confidence interval
-1.0 to 2.5

Reading, writing and maths combined

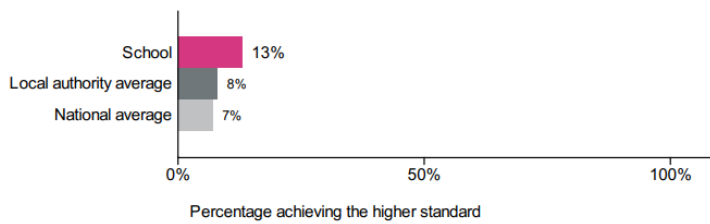
Percentage of pupils achieving the expected standard or higher

Number of pupils = 46



Percentage of pupils achieving the higher standard

Number of pupils = 46

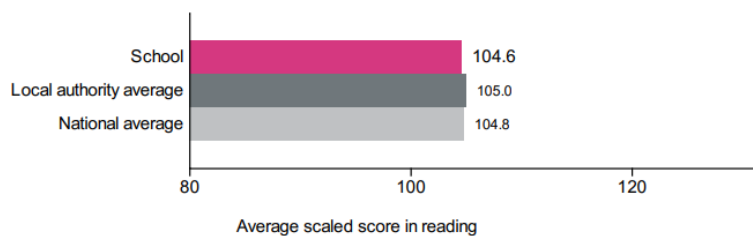


KS2 average 'scaled scores' in reading and maths

Average scaled score in:

Reading

Number of pupils = 46



Maths

Number of pupils = 46

